



Bringing the Community Together for Hospitalized Kids

Child Life Department  
Palm Beach Children's Hospital

# All about my Port

Come and learn about  
ports with me



# What is a port?

A port is a special IV line that a surgeon puts under your skin so that you can get your medicine more easily.



# What does a port look like?

This is what your port looks like.  
It is about the size of a quarter.

It has a small plastic straw that goes into a  
vein close to your heart.



It has a small dime sized soft rubber ball  
where the nurse will access your port. We will  
talk about accessing your port later.

The whole thing will be under your skin.





# But how does the port get under my skin?



A surgeon will place your port under the skin in your chest during surgery. When they are all done your port will be under your skin.



# What is Surgery?

Surgery is when you come to the hospital to have the doctor “fix” a part of your body.

In your surgery the surgeon is putting a port in you that will help your body get the medicine it needs to get better.



# Where will I go for Surgery?

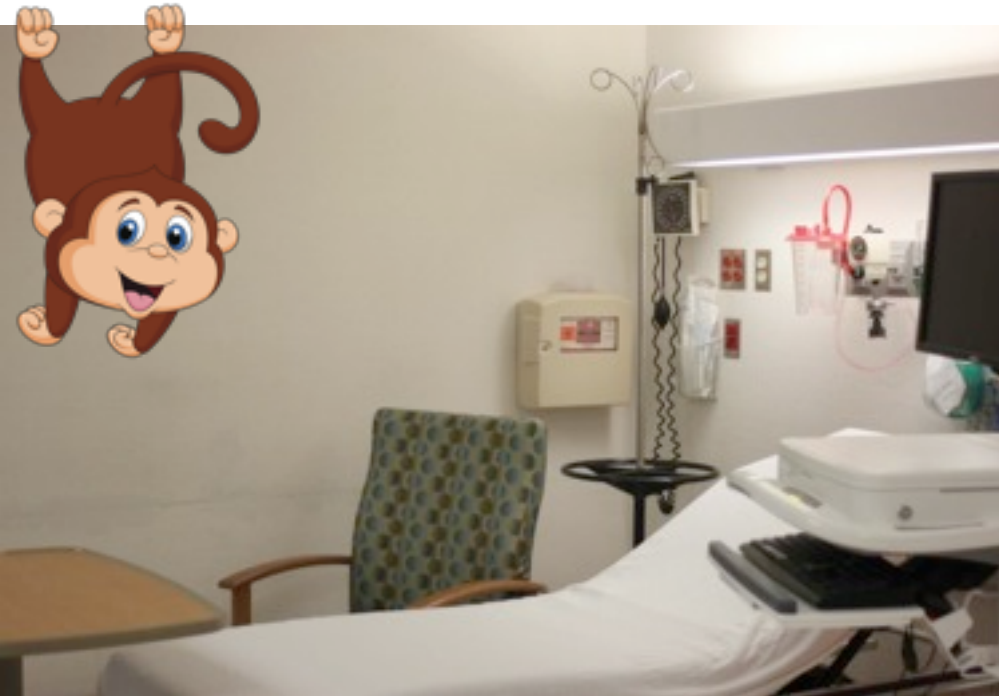
## Pre-Op

you will visit a room called pre- op. Here your mom and dad can wait with you. You can bring fun toys and games to play with while you wait.



# What will I see?

## Pre-Op



You may see some equipment on the wall.  
This is in every room to keep you safe!



The nurses will be wearing funny pajamas called scrubs,  
The doctors you will meet will wear them too!  
The pajamas help keep everything nice & clean  
to keep germs away.

# Who will I meet?

## Pre-Op




In the Pre-Op room you will meet the wonderful nurses that will be taking care of you before your surgery.





# Who will I meet?

## Pre-Op



Another important person you will meet is called an **anesthesiologist**.

They are in charge of giving you special sleepy medicine or “**sleepy air**”.

# What about the Sleepy Medicine?

The doctor will put your sleep medicine called anesthesia in this mask.



Some kids like to pretend they're an airplane pilot or scuba diver when they put on the mask.

Other kids pretend they are blowing out their birthday candles or blowing up a balloon.

# How do I get to Surgery from pre-op?



Next you will go on a ride to the Operating Room...

You may hear people call it the OR.

# I'm in the operating room now what?



This is the medicine that helps you go to sleep.

This sleep is special and different than when you fall asleep at home.

When you sleep at home if someone tickles you or makes noise you will wake up.

Here if someone does that, you won't wake up until you're done getting the medicine and your surgery is finished!

The most important thing to remember about surgery is that you will be asleep the whole time and you will not feel anything.





# Sleepy Medicine Time

The doctor will put your sleep medicine called anesthesia in this mask.



Some kids like to pretend they're an airplane pilot or scuba diver when they put on the mask.

You will have to tell us later what number you get to before you fall asleep.



# What is the Operating Room like?



The nurses and doctors will be wearing masks, gloves, hair nets and special gowns to help keep everything germ free!



There are lots of machines to help the doctor see how your body is working during surgery.



# What is the Operating Room like?



The nurses will move you from your bed on wheels to the operating bed.



These lights are very bright.  
They help the doctor see during surgery.

They will not touch you or hurt you.





# Remember...

you are never alone during your surgery.  
A doctor or nurse will always be with you!  
And your mom and dad are right outside  
waiting for you!





# How long will my surgery be?

Your surgery will be about one hour or the length of your favorite movie. What will you dream about while you are asleep?



# Where will I go after surgery?

After your surgery is done you will be taken to a room called the recovery room “wake up room”. You might see some of the same things in this room that you saw in the pre-op.



There will be nurses in this room caring for you, checking vitals and waiting for your body to wake up!

Once you're awake your family will be able to come see you!

# Now I have my port... What next?

When you wake up you will have a bandage on your chest.  
This is where your port is, but it is under your skin.



It will feel like a small bump in your chest when you touch it with your hand. It may be a little sore for a couple days but after that it should not hurt. Soon you will not even notice it is there.

# Accessing your port.

When you come to the hospital to get medicine your nurses will use your port to get the medicine inside your body. This is called accessing your port.

First they will rub a magic cream called EMLA on your chest where your port is. This cream numbs your skin so that the access will not hurt at all.

The magic cream takes a half hour to work, about the length of a cartoon show.





# What will the nurse use to access my port?



**Mask**



**Soft cleaner**



**Access pin & Pillow**



**Medication lock**



**Cleaners**



**Clear bandage**



**Sterile Gloves**



# Accessing your port...

Everyone will have to wear a mask to make sure there are no germs during your port access.



Some kids like to watch the nurse access their port but a lot of kids like to do something fun instead.

You can play a video game or play with your favorite toy. Even though it doesn't hurt some kids like to sit with their parents or hold someones hand.

Talk to your parents and child life specialists about what you would like to do during your port access.



# Accessing your port...

Now that the skin around your port is numb the nurse will use some cotton swabs to clean it really well, this may feel cold and wet but not hurt.







# Accessing your port...

When it is time to access your port, the nurse will quickly and gently press a pin into the soft ball part of your port. It will not hurt but you will feel pressure, like pressing your thumb to your chest.



The nurse will place a small soft pillow between the port pin and your skin.





# Accessing your port...

Next, the nurse will attach syringes to your port line.  
These are used to give you your medicine.  
They are plastic and they do not touch or hurt you.



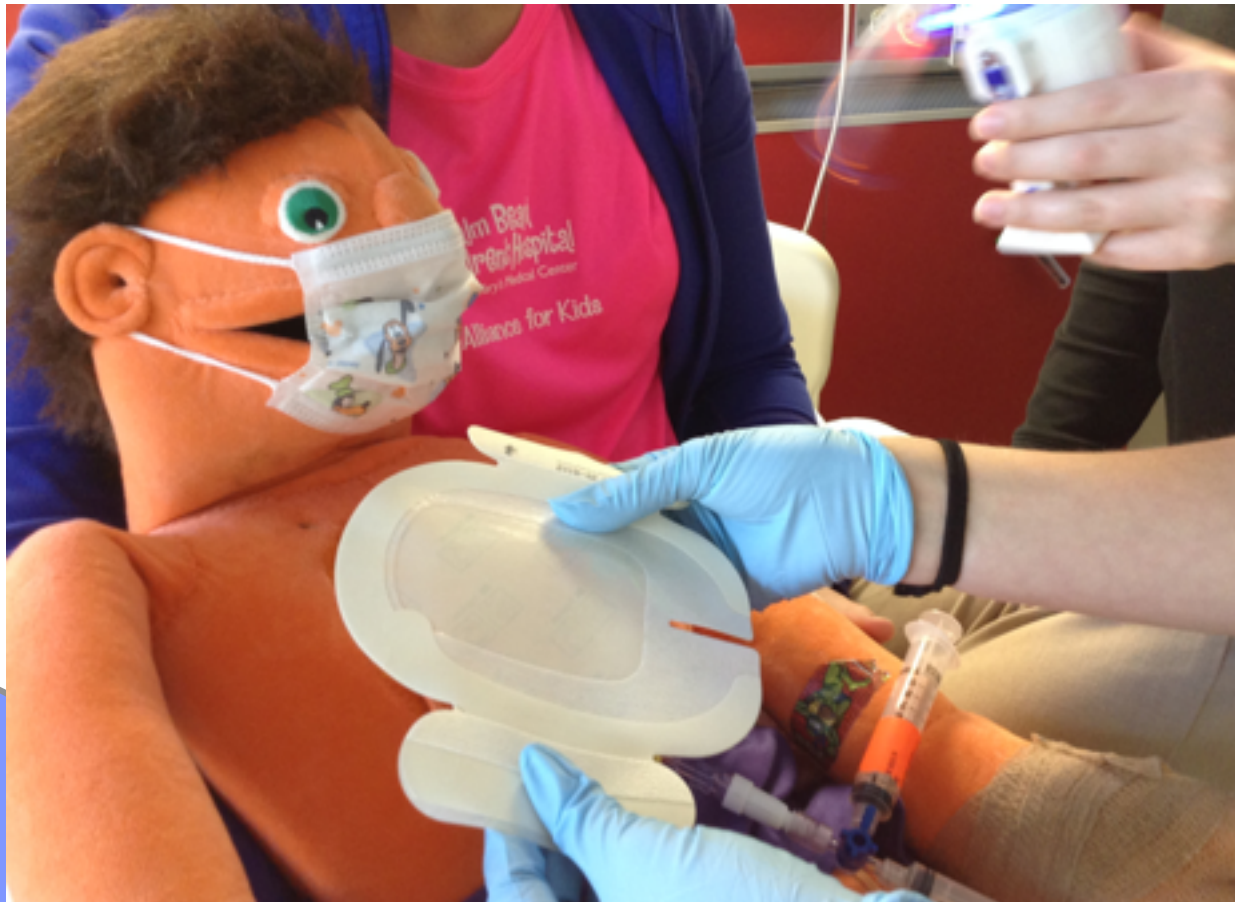
# Accessing your port...

Last, The nurse will put a big clear sticker over your port so that it stays very clean and dry.



# What do I do now that my port is accessed?

The doctors and nurses will give you medicine through your port while you are in the hospital. Your job is to be very careful with your port. Stay close to your IV pole and keep everything nice and clean.





# De-accessing your port...

When it is time to leave the hospital. Your nurse will take the port pin out. They will pull up on the plastic and out it will come.





**Great Job!**  
Thanks for learning  
about your port start with me

